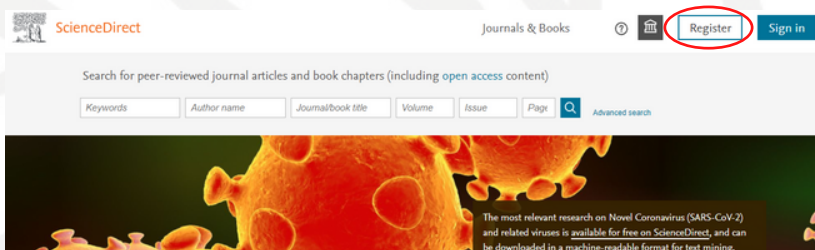


ScienceDirect®

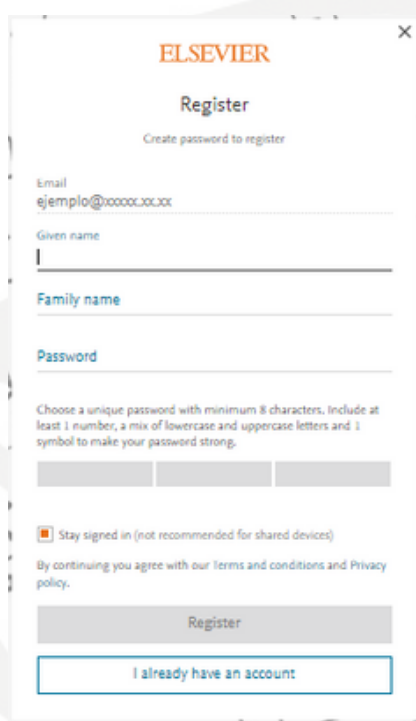
ACTIVACIÓN DE ACCESO CON CORREO INSTITUCIONAL

1. CREA TU PERFIL

- Ingresar a www.sciencedirect.com
- Da click en la opción "Register" (superior derecha)



- Ingresar con tu email institucional para generar la cuenta.
- Completa el formulario y haz click en "Create"



ELSEVIER
Register
Create password to register

Email
ejemplo@xxxxxxxx

Given name
|

Family name
|

Password
|

Choose a unique password with minimum 8 characters. Include at least 1 number, a mix of lowercase and uppercase letters and 1 symbol to make your password strong.

Stay signed in (not recommended for shared devices)

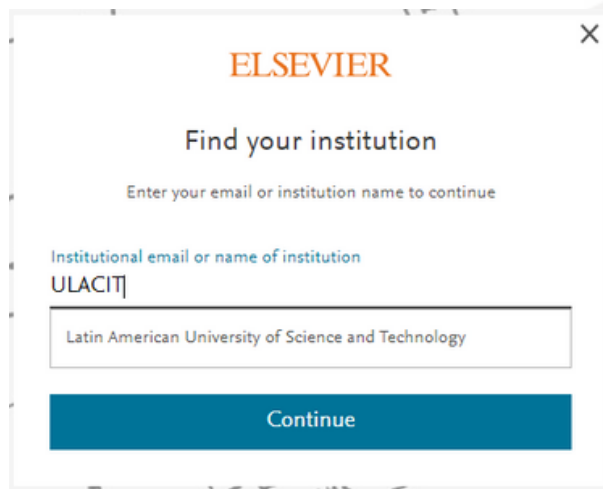
By continuing you agree with our [Terms and conditions](#) and [Privacy policy](#).

Register

[I already have an account](#)

2. ACTIVA TU ACCESO REMOTO

- Dirígete a www.sciencedirect.com/science/activateaccess
- Ingresar con tu **correo institucional/Institución**




ELSEVIER
Find your institution
Enter your email or institution name to continue

Institutional email or name of institution
ULACITJ

Latin American University of Science and Technology

Continue

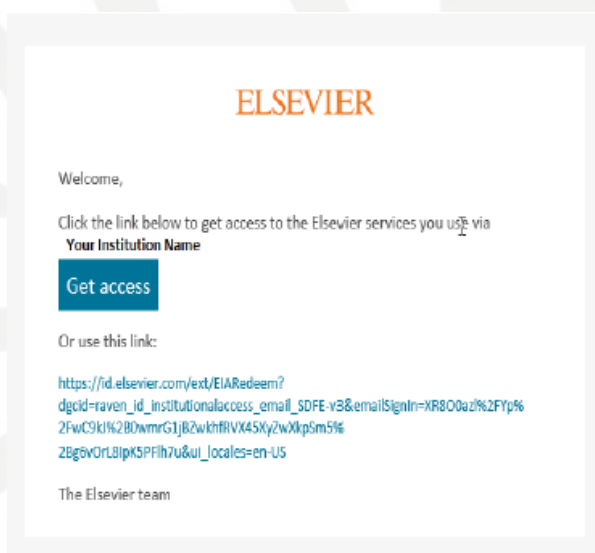


ELSEVIER
Check your inbox

We've sent an email to **ejemplo@ulacit.ac.cr** to confirm that you are from **Latin American University of Science and Technology**.

Didn't receive it? [Check your spam folder or try again](#)

- Llegará un correo de confirmación con un link que activará el acceso remoto.



ELSEVIER

Welcome,

Click the link below to get access to the Elsevier services you use via **Your Institution Name**

[Get access](#)

Or use this link:

https://fd.elsevier.com/ext/EIARedeem?dgclid=raven_id_institutionalaccess_email_SDFE-y3&emailSignin=XR800a2%2Fyp62FwC9kl%2B0wmg1jB2wkhfRvX45y2wXkpSm5%2BgvOrL8lpK5PFih7u&ui_locales=en-US

The Elsevier team

Recuerda guardar tu usuario y contraseña del paso 1, con estas credenciales podrás ingresar automáticamente a tu Acceso Remoto y consultar todo el contenido disponible en **ScienceDirect.**